

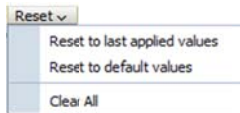
UDW+ TIPS AND TRICKS

Issue #2: April 2013

This friendly email newsletter provides all UDW+ users with helpful UDW+ Tips and Tricks for more efficient and easy system use.

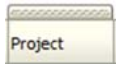
RESET PROMPT SELECTIONS

When prompts have been selected in a dashboard, you may quickly reset the values with the click of a button. Simply click **Reset**, and choose to 'Reset to last applied values' or 'Reset to default values' or 'Clear All' prompts. You can then continue to make new prompt selections.



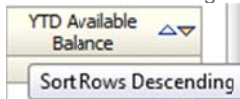
RE-ARRANGE COLUMNS

You may re-arrange columns in a report by simply grabbing the column header

by its handle bar  (the mouse icon will turn into a cross-hatch), dragging the column to the desired new column position, and dropping it into place. The data in the report will re-pivot based on the new column order.

SORT ROWS

You may sort the rows in a report using any column. Hover over the column header, and click on the up arrow to sort in ascending order, or the down arrow to sort in descending order.



ADDITIONAL UDW+ TRAINING OFFERINGS

The UDW+ Training Program provides a wide variety of training courses to meet all types of learning needs and styles. To view a list of all UDW+ courses and descriptions, refer to the [UDW+ Training Course Catalog](#).

Here's what some of our UDW+ users are saying:

"This is the holy grail!"

"In the time it takes you to read this email, your UDW+ report would have displayed results."

"This is wonderful... this is outstanding... this is what we use to spend days and days trying to figure out!"

"I love the dashboards, I love the ad hoc reports, its soooo easy. I'm never going back to Brio."

"I can leave each day and not feel like there's so much I couldn't accomplish. I feel so much more productive!"

