

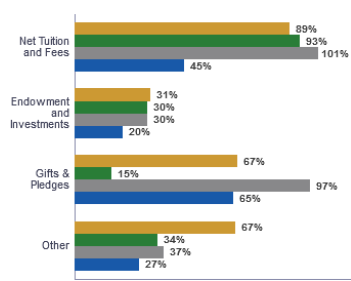
WE HAVE A DASHBOARD FOR THAT!

Do you spend hours or days gathering data? If so, did you know that UDW+ has a wide range of dashboards all designed to meet the specific reporting needs of its target audience? Take a peek at some of our commonly used dashboards to see if they could make your "work life" a little easier....

Account	Original Budget	Revised Budget	Monthly Actual	YTD Actual
Revenue	71,511.00	71,511.00	10,029.37	79,794.56
Gifts & Pledges	71,511.00	71,511.00	10,029.37	79,794.56
Expense	24,931.00	24,931.00	871.34	9,686.77
OTPS	24,931.00	24,931.00	871.34	9,686.77
External Media & Publication Costs	0.00	0.00	0.00	42.00
General Operating & Auxiliary Supplies	2,581.00	2,581.00	0.00	0.00
Travel & Meeting	22,350.00	22,350.00	871.34	9,644.77
Revenue	15,618.24	15,618.24	0.00	1,246.70
All Fees	15,618.24	15,618.24	0.00	1,246.70
Fees	15,618.24	15,618.24	0.00	1,246.70
Expense	53,136.00	53,136.00	0.00	30.33
Unrecoverable OTPS	53,136.00	53,136.00	0.00	30.33
Taxes and Fees	0.00	0.00	0.00	30.33
Bad Debt	53,136.00	53,136.00	0.00	0.00

FINANCIAL DASHBOARDS

Purpose: UDW+ has 15 financial dashboards and reports used to manage budgets and track expenses, trend and forecast financial information.
Designed for: Fiscal Officers, Financial Analysts and Department Administrators
[Get Access »](#)



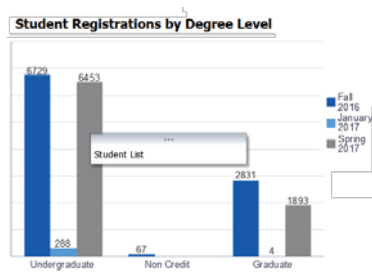
FINANCIAL INDICATORS

Purpose: Oversee financial performance of a division/school.
Designed for: Deans, Division Heads and authorized staff.
[Get Access »](#)

Total Authorized Budget	Committed Dollars	Exception Amount	Remaining Balance	% of Budget Remaining	Low Budget
86,975.00	85,672.87	0.00	1,302.13	1%	🔴
1,433,932.26	1,433,932.26	0.00	0.00	0%	🟢
7,181,889.10	7,181,596.43	0.00	292.67	0%	🟢
479,265.10	479,192.46	0.00	72.64	0%	🟢
979,000.00	924,508.28	0.00	50,491.72	9%	🔴
3,200,000.00	4,689,487.11	0.00	2,510,512.89	38%	🟢

GRANTS MANAGEMENT

Purpose: Provides useful financial information for managing grants, proposals and other fund sources.
Designed for: Principal Investigators and Grants Administrators.
[Get Access »](#)



STUDENT ACADEMIC MANAGEMENT

Purpose: Provides an overview of school's registration activity, as well as more detailed data for students, study away, class meeting pattern, and courses.
Designed for: School and Dept Admins, IR Office, Registrar Office, Academic Advising, Student Services, other Academic Dept Staff
[Get Access »](#)



REGISTRATION PIPELINE

Purpose: Monitor registrations for the upcoming terms against goals, and compare to same time in prior years.
Designed for: School and Dept Admins, IR Office, Registrar Office, Academic Advising, Student Services, other Academic Dept Staff.
Get Access: Users of the Student Academic Management dashboard automatically gain access to Registration Pipeline. All others, request access via the [DSG](#).

Fiscal Year	Org	Account	BOT \$ In
16-17		- Tuition-Undrgrd-Fall BOT In	23,066
		- Tuition-Graduate-Fall BOT In	229,632
		Total	252,698
16-17 Total			252,698

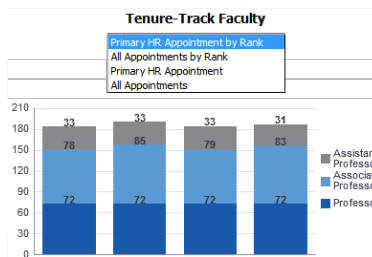
CROSS ENROLLMENT & BALANCE OF TRADE

Purpose: The Cross Enrollment dashboard provides university-wide data and detail on every school's in- and outflows. The Balance of Trade dashboard provides full transparency into BoT calculations.
Designed for: Fiscal Officers, IR office and others that need BoT data.
Get Access: Obtain approval from school/division FO and request access via the [DSG](#).

Category	Count
Open Positions	130
Open Jobs	1506
Unfilled Positions	7
Headcount	1027

HR ADMINISTRATION

Purpose: Provides key information related to positions, compensation and costing allocations for HR analytics and cross-functional reporting.
Designed for: Human Resources Officers, HR Analysts and Fiscal Officers.
[Get Access »](#)



DEPARTMENTAL METRICS

Purpose: Academic performance of school/ department.
Designed for: Executive Leadership, Deans, Division Heads, Dept Heads, Dept Chairs, and authorized staff.
Get Access: Contact the [DSG](#) to request access and schedule an overview session.



OFFICE SPECIFIC

Purpose: Designed to meet the specific reporting needs of the office.
Designed for: Office Specific
Get Access: Contact the [UDW+ Team](#) to see if a custom dashboard has been designed for your office.

WE HAVE DATA ON THAT!

- Select Subject Area
- FMS - GL - Journal Entries
This General Ledger folder includes details on journal posted in GL.
 - FMS NYU - AP Open Advance Payment
 - FMS NYU - AP PO Voucher
 - HR - Position Assignment Monthly Snapshot
 - HR - Salary Expense Detail
 - HR - Salary Expense Summary
 - SIS - BOT
Provides detailed information on the students, courses and rules that impact the BOT \$ amount reflected in the Financial Journal Entries.
 - SIS - Career History
Provides transaction data about a student's career and movements within the university (Effective Date driven).
 - SIS - Class Enrollment

The aforementioned dashboards were designed to meet specific needs. If, however, your reporting needs extend beyond what is currently available in a dashboard, you can create your own custom analytics. **UDW+ stores major components of finance, student, HR, and research data.** An easy to use reporting tool and intuitively organized data into subject areas are conducive to ad hoc analysis and reporting.

To become an advanced UDW+ ad hoc reporting user, review the [training and access instructions](#) for the respective UDW+ area.

NEED HELP?

The **Decision Support Group (DSG)** is available to support the reporting community with all UDW+ related questions or issues. You may contact the DSG by phone [x82900](#) or [email](#).

